

SCIE  
NCE  
MUS  
EUM

map

Please return to the  
Information desk after use

# Welcome to the best place in the world to enjoy science.

This guide has been prepared to help you find your way around as easily as possible and to inform you of the facilities and services that we can provide. All our staff wear name badges and will be happy to assist you to ensure your visit is as enjoyable and memorable as possible.

## Contents

<b>Visitor information</b>	<b>2</b>
<b>Resources</b>	<b>4</b>
<b>Floor-by-floor access guide</b>	<b>5</b>
<b>Floor maps &amp; access guide</b>	<b>7</b>

# Visitor information

## Opening hours

The Science Museum is open daily from **10.00 to 18.00**.

Last admission is at 17.15.

Galleries start to close from 17.30.

We are closed on 24–26 December.

During school holiday periods the Museum will be open until 19.00. Last admission is 18.15. Galleries start to close from 18.30.

For general enquiries please contact us on **0870 870 4868**.

## Information and tickets

If you have any questions or need help at any time, please speak to a member of staff at the Information desk on the Ground floor. You can buy tickets at any of the Ticket desks shown on the map. Next time, why not book online at [sciencemuseum.org.uk](http://sciencemuseum.org.uk)?

## Assistance dogs

Guide dogs, hearing dogs and assistance dogs are welcome throughout the Museum.

## First aid

If you require the use of a first aid room please ask a member of staff.

## Toilets

Wheelchair-accessible toilets are available in the Basement and on the Ground, First, Second and Third floors. They are also available on all floors of the Wellcome Wing. These plus additional toilets within the Museum are indicated on the map.

## Baby changing facilities

Wheelchair-accessible baby changing facilities are available on the Lower Ground floor, in the Basement, on the Ground floor by the *Exploring Space* gallery and on the Second floor by the *Ships* gallery. They are also available on all floors of the Wellcome Wing.

## Cafés

The Museum offers a range of catering to suit all needs.

- Energy Café is located in the *Energy Hall* on the Ground floor and is a self-service café offering fresh sandwiches, salads, drinks and hot food.
- Deep Blue Diner is located in the Wellcome Wing on the Ground floor and is a waiter-service family restaurant serving a range of appetising meals.
- Eat Drink Shop is located in the Basement and sells a selection of sandwiches, light snacks and hot and cold refreshments.
- Shake Bar near *Launchpad* on the Third floor serves a variety of milk shakes, light snacks and hot and cold drinks.

## Picnic areas

Packed lunches can be eaten in the picnic areas located in the Basement and on the Third floor.

## Shopping

Visit the Science Museum Shop for a range of science-inspired souvenirs, or shop online at [sciencemuseumshop.co.uk](http://sciencemuseumshop.co.uk).

## Keep in touch

To be the first to hear about our new exhibitions, interesting events, special offers and much more, sign up to our e-newsletter at [sciencemuseum.org.uk](http://sciencemuseum.org.uk).

## Lifts

All lifts are wheelchair accessible and have audio announcements. The majority of our lifts have Braille labelling on the buttons.

## Cloakroom

There is a cloakroom located on the Lower Ground floor which can be accessed via the stairway and glass lifts at the front of the building.

# Resources

## Wheelchairs

The Museum is fully wheelchair accessible. Wheelchairs are available and may either be booked in advance by telephoning **0870 870 4868** or borrowed on the day by asking a member of staff at the Information desk.

The Science Museum would like to thank Goldman Sachs for its support of the innovative Trekinetic wheelchairs, which are available on request.

## BSL tours

On the first Saturday of each month we offer SIGNtific, deaf-led family events with voice-over interpreters, suitable for deaf and hearing audiences. We also provide deaf-led tours for adults at our Lates evenings on the last Wednesday of every month. Ask staff for more details or visit [sciencemuseum.org.uk/onlinestuff/bsl\\_content.aspx](http://sciencemuseum.org.uk/onlinestuff/bsl_content.aspx).

## Induction loops and infrared systems

Induction loops are fitted at the Ticket desk in the *Energy Hall* and in The Theatre on the Ground floor. They can also be found at the Information desk and in the show space in *Launchpad* on the Third floor. In the Wellcome Wing induction loops are fitted at the IMAX Cinema entrance on the Ground floor and in the *Who am I?* gallery on the First floor.

The IMAX Cinema is equipped with an infrared system. Headsets are available on request.

## Braille resources

Braille information books are available for use in *Launchpad* and can be requested at the *Launchpad* Information desk. Braille labels have been provided for selected touch objects in the *Who am I?* gallery.

## Hands-on galleries

The Science Museum has a number of interactive galleries staffed by Explainers who are trained to help you get the most out of the exhibits.

Look out for the hands-on symbol on the map, which highlights the galleries where visitors can physically interact with the exhibits, talk to Explainers and get involved in demonstrations and shows. These galleries include *Pattern Pod* and *The Garden* (for younger visitors) and *Energy* and *Launchpad* for all the family.

# Floor-by-floor access guide

The Science Museum is a large building with many floors, lifts and stairs. This guide highlights the physical accessibility of all floors.

## Ground floor

The Main Entrance provides level access to the Museum. The Ground floor galleries and shops are on a slightly lower level and access is gained either by stairs or by a ramp. *The Bridge*, on the Ground floor mezzanine level, can be reached by using the lifts near the Group Entrance on Imperial College Road or from the staircase opposite the Information Desk by the Main Entrance. The mezzanine level within the *Making the Modern World* gallery is accessible by stairs and a small lift located towards the front of the gallery.

## Wellcome Wing

The lifts located within the Wellcome Wing give access to all floors of the Wellcome Wing only. There are two staircases that provide access from the Ground to the Third floor. No direct access is available between the main Museum and the Wellcome Wing on the First or Second floor.

## IMAX® 3D Cinema – Ground floor, Wellcome Wing

Lift access is available to both the front and the rear of the IMAX 3D Cinema. For access to IMAX visitors should make their way to the IMAX Ticket desk on the Ground floor of the Wellcome Wing, where staff will be happy to assist. An accessible toilet is provided at the rear of the cinema.

## Legend of Apollo 4D Cinema – Ground floor, Wellcome Wing

The Force Field 4D effects theatre showing *Legend of Apollo 4D* can be reached by stairs or a chairlift. Please ask a member of staff for assistance to operate the chairlift.

## First floor

This floor is accessible by all lifts. No access is available from the staircase leading down from the rear of *Ships* on the Second floor or up from the rear of *Making the Modern World* on the Ground floor. No direct access is available to the Wellcome Wing.

## **Second floor**

This floor is accessible by all lifts with the exception of the left-hand lift near the Group Entrance on the Ground floor. There is no access up from the rear of *Measuring Time* on the First floor, and no step-free access down from the staircase to the rear of *Flight* on the Third floor. No direct access is available to the Wellcome Wing. The upper level of *Ships* is accessible via a small lift located towards the rear of the gallery. Please ask a member of staff for assistance.

## **Third floor**

This floor is accessible by all lifts. No step-free access is available from the staircase leading up from the rear of *Ships* on the Second floor. The upper level of *Flight* is accessible via a small lift located towards the centre of the gallery. Please ask a member of staff for assistance.

## **Fly Zone – Third floor**

The Red Arrows 3D motion effects theatre is accessible for wheelchair users. Please ask a member of staff for assistance. Red Arrows 3D is unsuitable for people with motion sickness and balance impairments. There is no wheelchair access to the Fly 360° and Fly Kids simulation pods.

## **Fourth floor, Fifth floor**

Access to the Fourth and Fifth floors is via the lifts near the Group Entrance on the Ground floor or by the small stairway near *Health Matters* from the Third floor.

## **Basement**

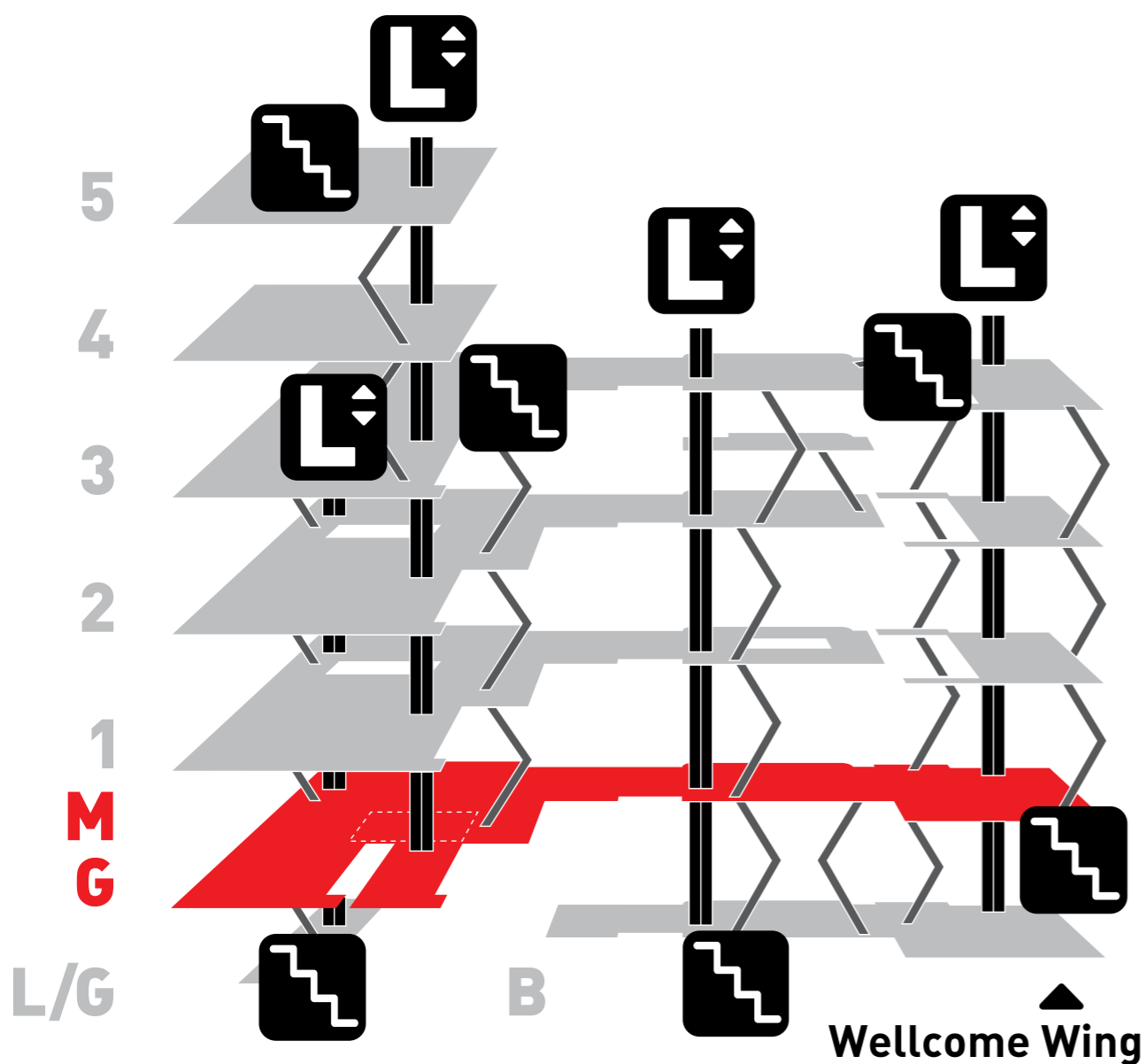
The lifts in the centre of the Museum and in the Wellcome Wing provide access to the Basement. Access is also available via staircases located at both the front and rear of *Making the Modern World* on the Ground floor and via a further staircase beside the IMAX Ticket desk on the Ground floor of the Wellcome Wing.

## **Lower Ground floor**

The lifts and staircases at the front of the Museum give access to the Lower Ground floor. There is no access to the Basement from the Lower Ground floor.

# Floor maps & access guide

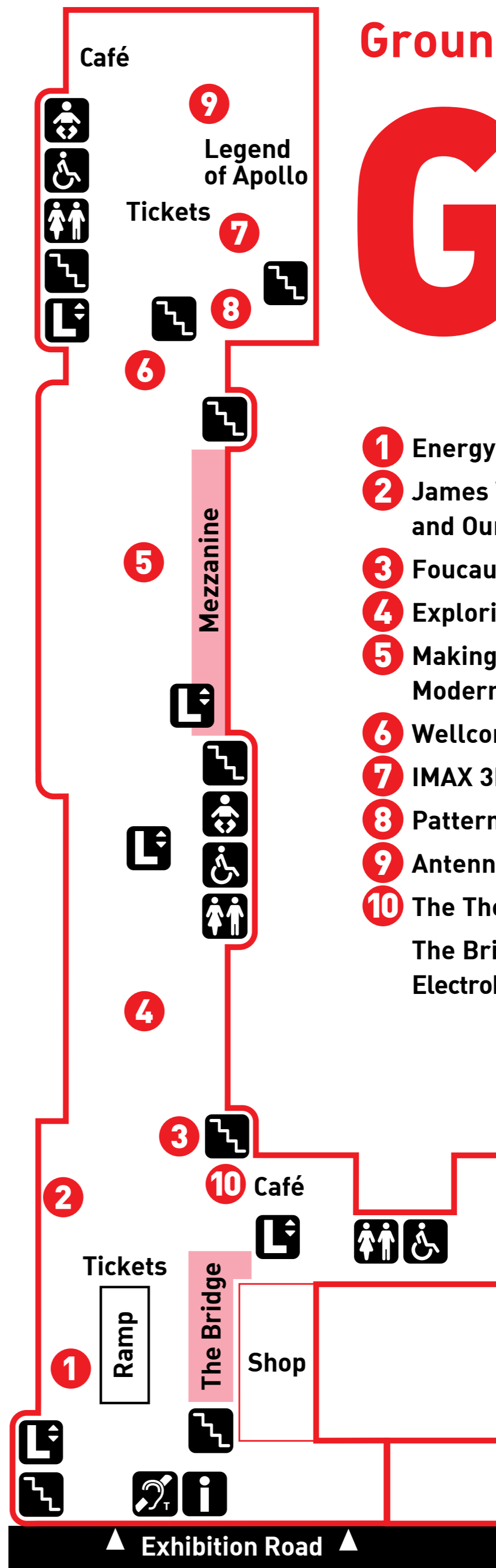
# How to access all floors



## Map key

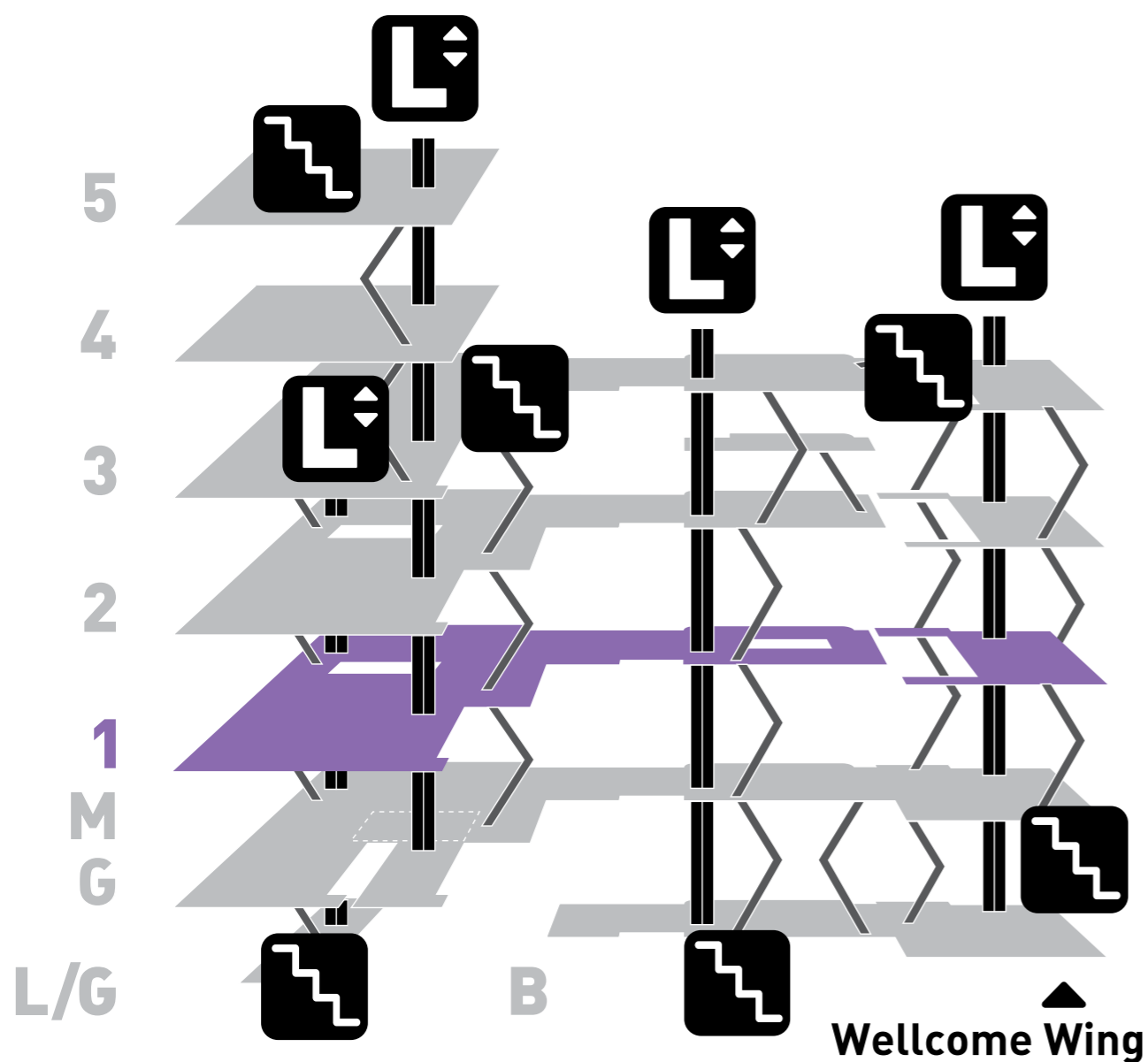
- |  |                    |  |                  |
|--|--------------------|--|------------------|
|  | Information desk   |  | Baby changing    |
|  | Induction loop     |  | Hands-on gallery |
|  | Toilets            |  | Lifts            |
|  | Accessible toilets |  | Stairs           |

# Ground floor



- 1** Energy Hall
- 2** James Watt and Our World
- 3** Foucault's Pendulum
- 4** Exploring Space
- 5** Making the Modern World
- 6** Wellcome Wing
- 7** IMAX 3D Cinema
- 8** Pattern Pod
- 9** Antenna
- 10** The Theatre  
The Bridge: Electroboutique

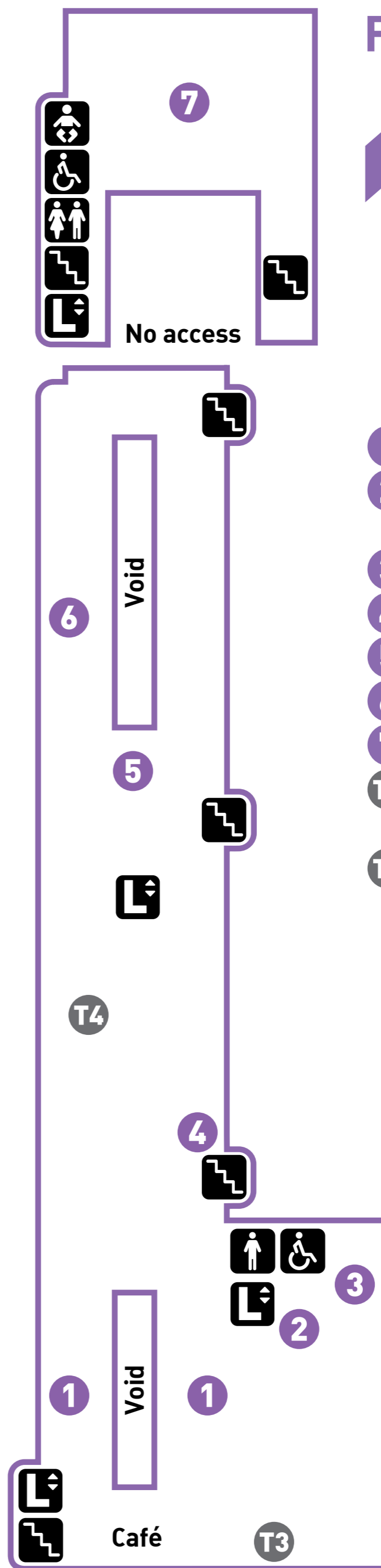
# How to access all floors



## Map key

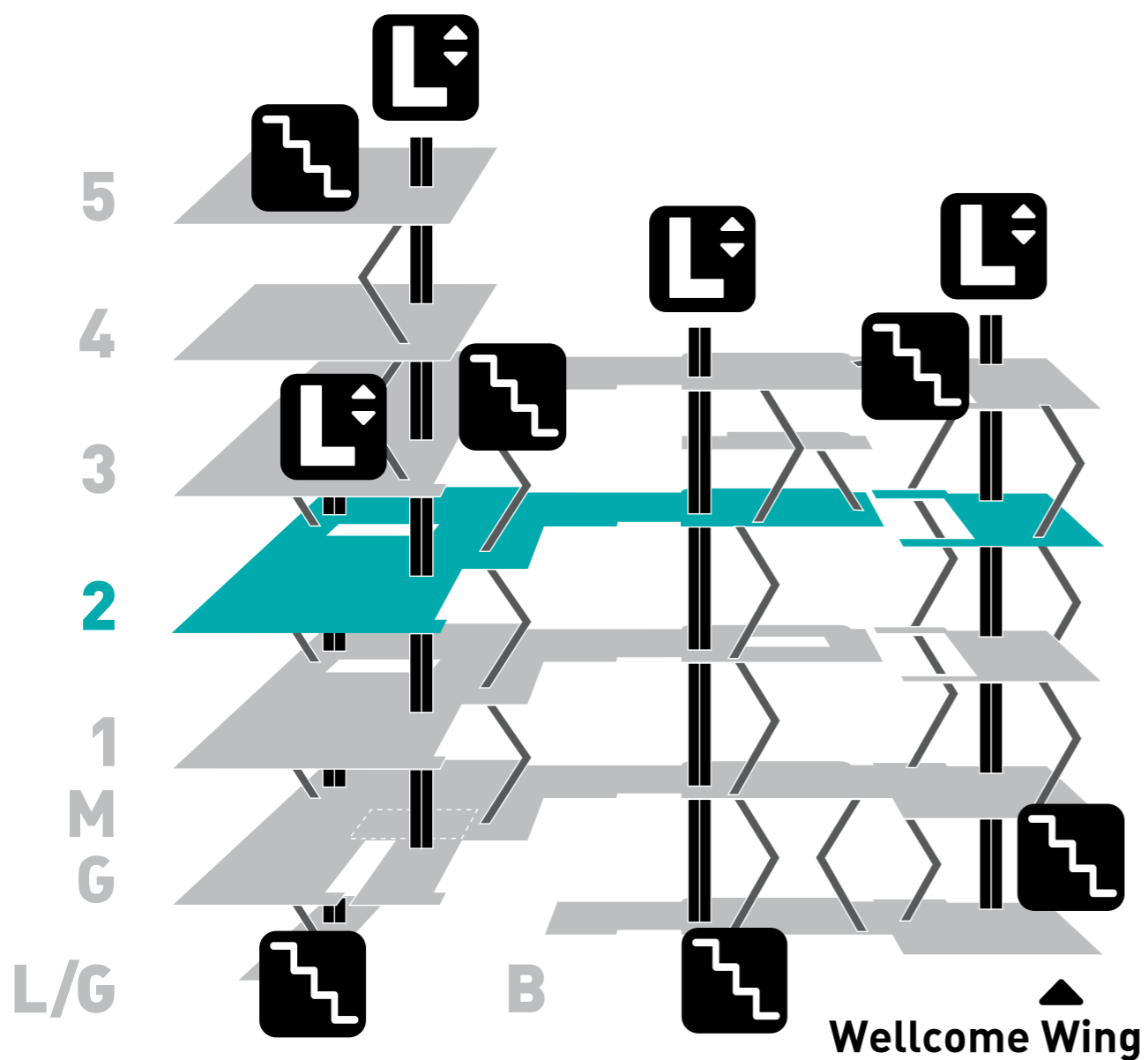
- |  |                    |  |                  |
|--|--------------------|--|------------------|
|  | Information desk   |  | Baby changing    |
|  | Induction loop     |  | Hands-on gallery |
|  | Toilets            |  | Lifts            |
|  | Accessible toilets |  | Stairs           |

# First floor



- 1 Challenge of Materials
- 2 Contemporary Arts: 'Listening Post'
- 3 Telecommunications
- 4 Agriculture
- 5 Cosmos & Culture
- 6 Measuring Time
- 7 Who am I?
- T3 Temporary exhibition space 3
- T4 Hidden Heroes

# How to access all floors

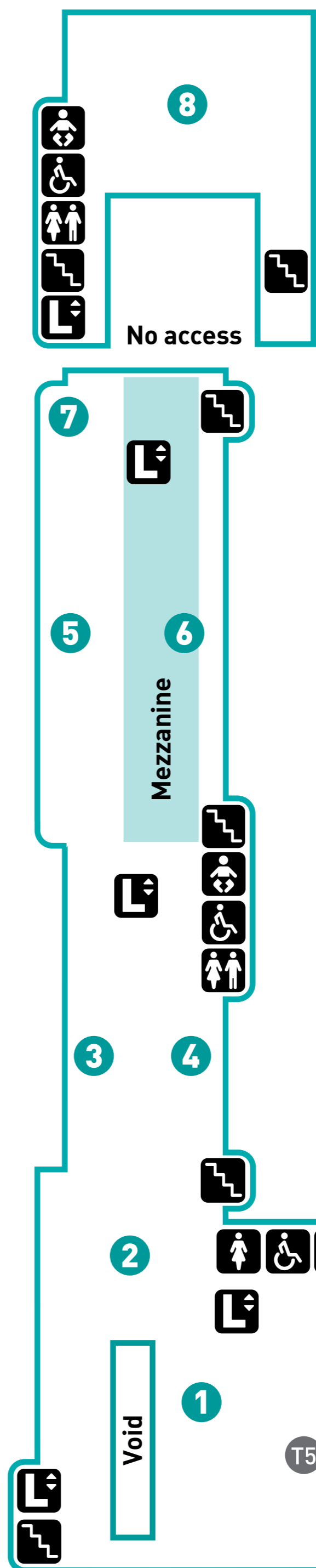


## Map key

- |  |                    |  |                  |
|--|--------------------|--|------------------|
|  | Information desk   |  | Baby changing    |
|  | Induction loop     |  | Hands-on gallery |
|  | Toilets            |  | Lifts            |
|  | Accessible toilets |  | Stairs           |

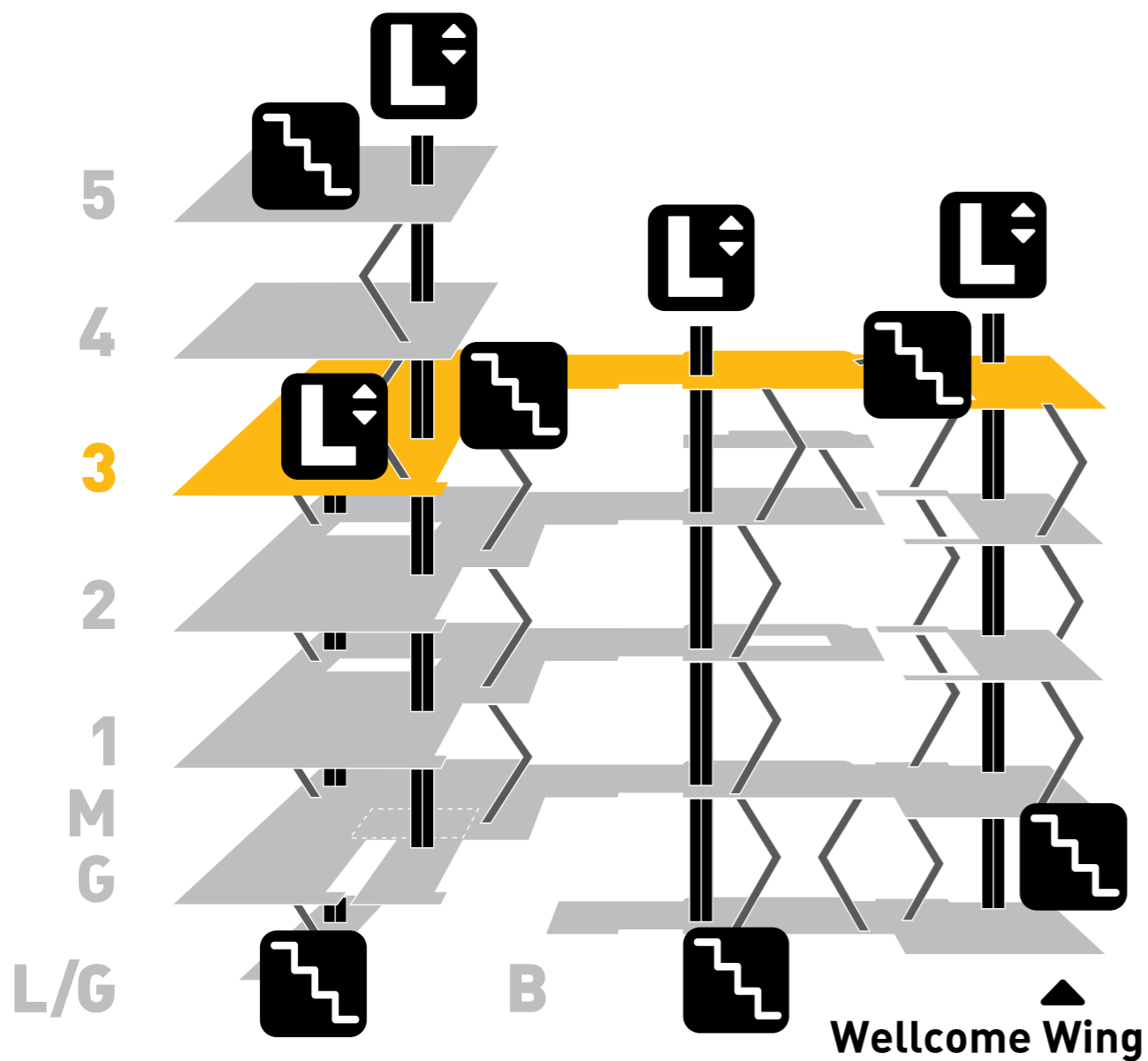
# Second floor

# 2



- 1** Oramics to Electronica
- 2** Energy
- 3** Computing
- 4** Mathematics
- 5** Marine Engineering
- 6** Ships
- 7** Docks and Diving
- 8** Atmosphere
- T5** Temporary exhibition space 5

# How to access all floors











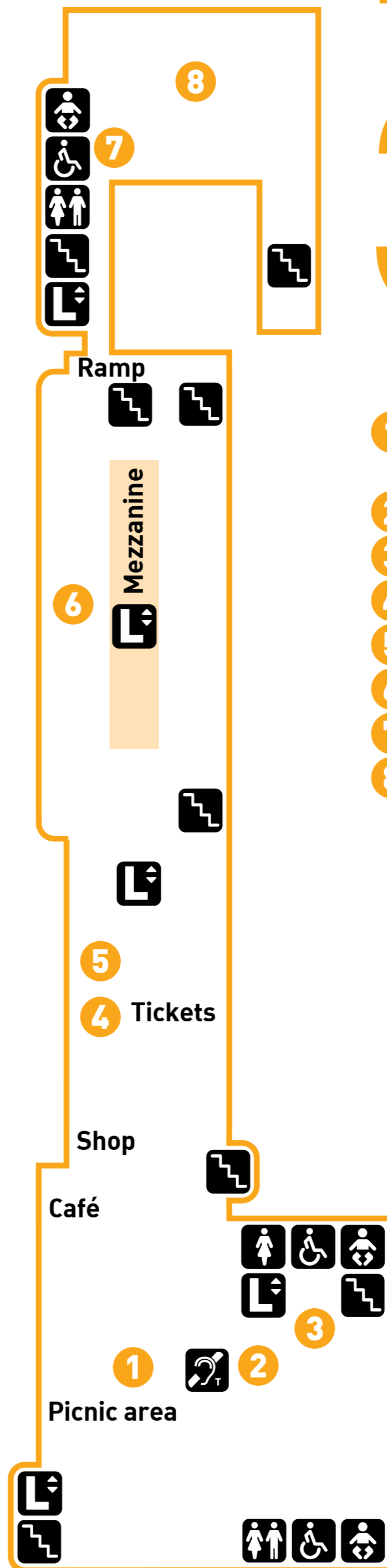
# Third floor

# 3

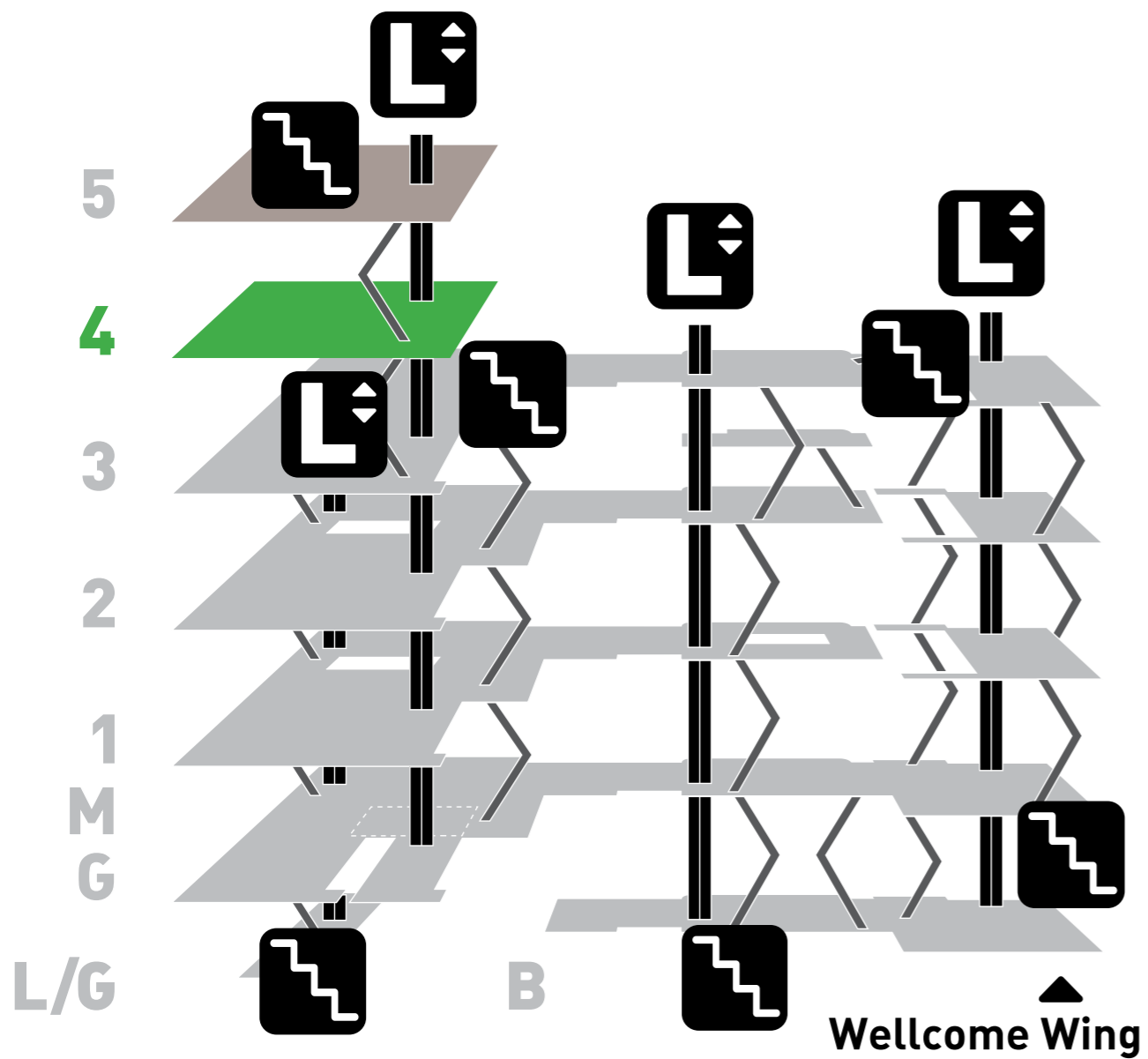
- 1 Science in the 18th Century
- 2 Launchpad 
- 3 Health Matters
- 4 Fly Zone simulators
- 5 Red Arrows 3D
- 6 Flight
- 7 Wellcome Wing
- 8 In Future

## Map key

- |  |  |
|--|--|
|  Information desk   |  Baby changing    |
|  Induction loop     |  Hands-on gallery |
|  Toilets            |  Lifts            |
|  Accessible toilets |  Stairs           |

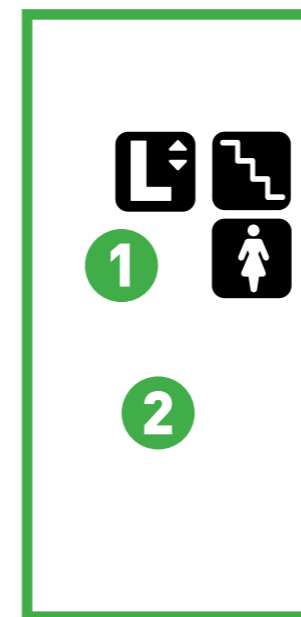


# How to access all floors



## Fourth floor

# 4



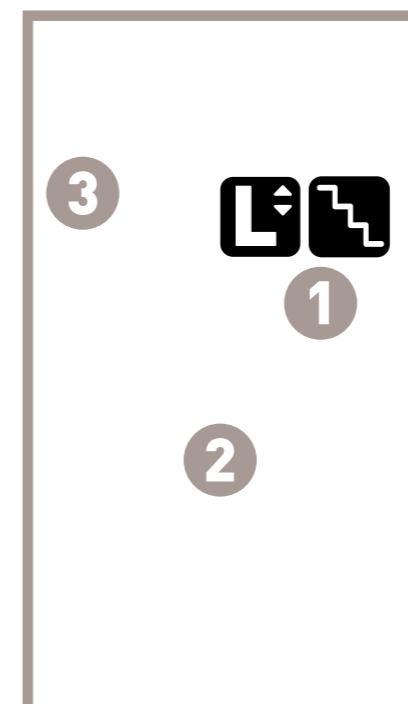
- 1** The Wellcome Museum of the History of Medicine
- 2** Glimpses of Medical History

## Map key

- |                    |                  |
|--------------------|------------------|
| Information desk   | Baby changing    |
| Induction loop     | Hands-on gallery |
| Toilets            | Lifts            |
| Accessible toilets | Stairs           |

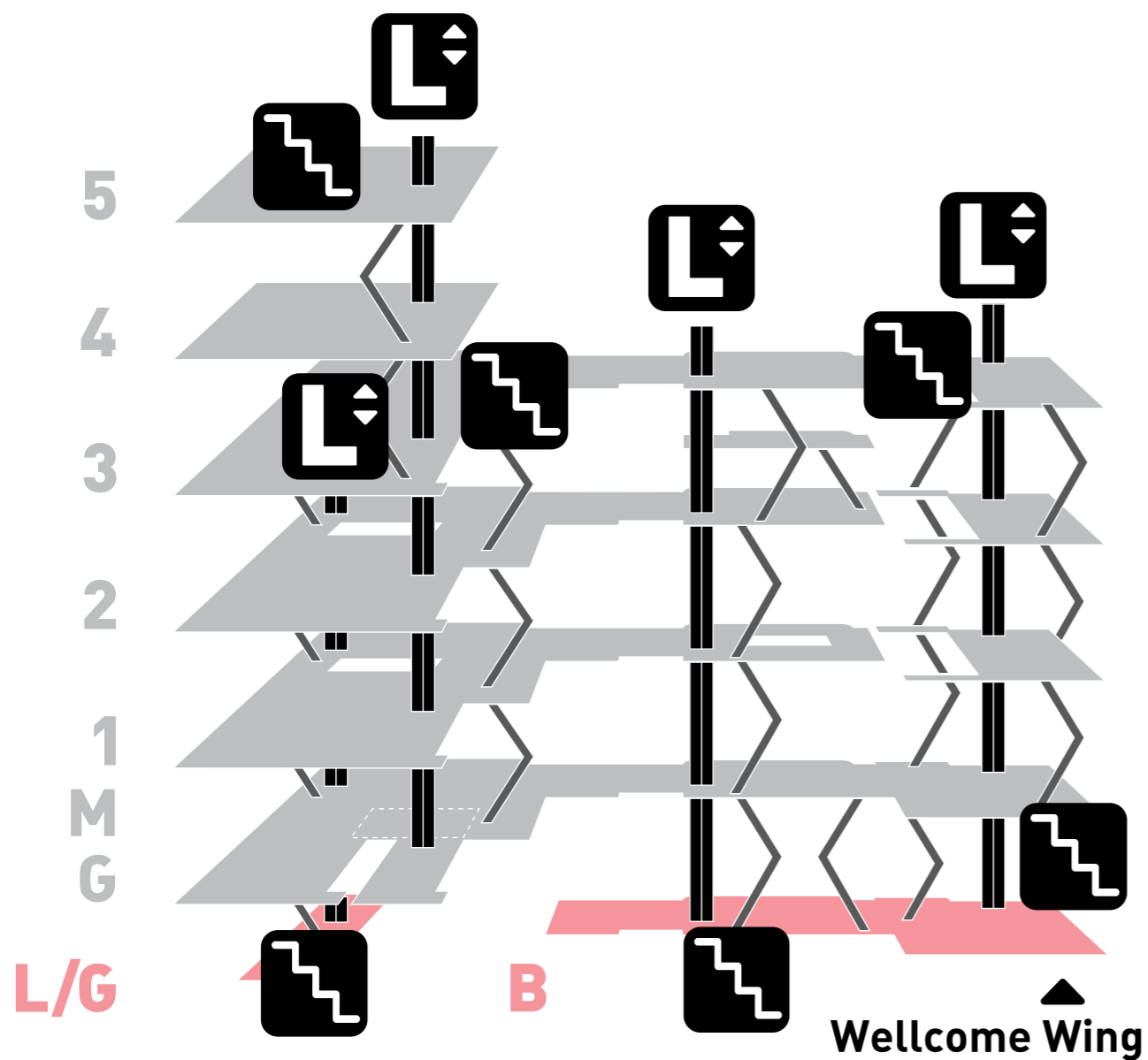
## Fifth floor

# 5



- 1** The Wellcome Museum of the History of Medicine
- 2** The Science and Art of Medicine
- 3** Veterinary History

# How to access all floors

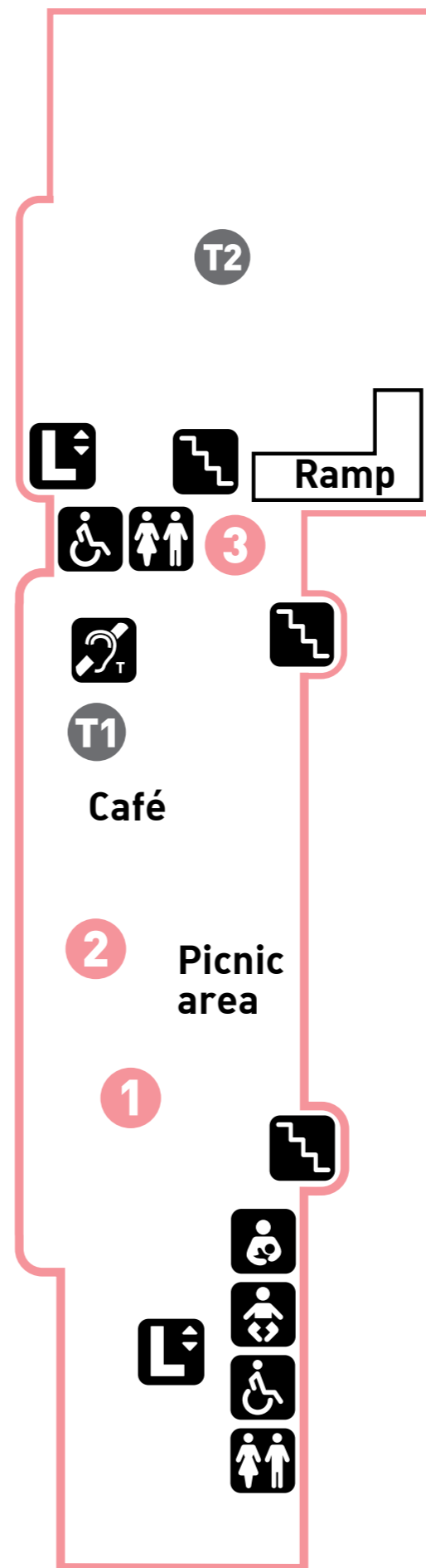


## Map key

- |                    |                  |
|--------------------|------------------|
| Information desk   | Family room      |
| Induction loop     | Hands-on gallery |
| Toilets            | Lifts            |
| Accessible toilets | Stairs           |
| Baby changing      | Cloakroom        |

# Basement

# B



- 1** The Garden
- 2** The Secret Life of the Home
- 3** Wellcome Wing
- T1** Things
- T2** New exhibition coming 2012

# Lower Ground floor



# L/G

